



AGENDA

Meeting of the Connect Transit Board of Trustees

May 24, 2016

4:30 P.M.

**Uptown Station, 4th Floor, Multipurpose Room
Normal, IL 61761**

- A. Call to Order
- B. Roll Call
- C. Public Comments
- D. Consent Agenda
 - 1. Approval of Minutes of Previous Meeting of May 3, 2016
 - 2. Disbursements for Month of April, 2016
 - 3. Financial Report for Month of April, 2016
 - 4. Capital and Self Insurance Reserve Fund Balances for month of April, 2016
 - 5. Monthly Statistical Report for month of April, 2016
- E. Old Business
 - 1. Approval of the Transit Route and Frequency Recommendations of the Comprehensive Operational Analysis
- F. New Business
 - 1. Employee Health Insurance Renewal
 - 2. Property & Casualty Insurance Renewal
 - 3. Heartland College Universal Access Agreement
 - 4. Recommendation for Automatic Vehicle Location (AVL) Services - RFP 16-06
 - 5. Fare media/structure Recommendation
 - 6. Transportation Improvement Plan Recommendation
- G. General Manager's Report
- H. Trustee's Comments
- I. Executive Session – 5 ILCS 120/(c)(21) – Review of Closed Session Minutes
- J. Adjournment



April 2016

Financial and Statistical Reports



Connect Transit Cash Disbursement Report April 2016

Name	Check Number	Date	Amount	Description
A.T.U. - C.O.P.E.	00036361	15-Apr-16	\$149.16	Payroll Deduction
Advance Auto Parts	00036362	15-Apr-16	\$44.13	Maintenance Supplies
Advance Auto Parts	00036422	29-Apr-16	\$115.88	Maintenance Supplies
Advocate Occupational Health	00036394	22-Apr-16	\$60.00	Drug Testing
Airgas USA, LLC	00036330	08-Apr-16	\$86.46	Welding Supplies
Airgas USA, LLC	00036395	22-Apr-16	\$123.83	Welding Supplies
AlphaCard	00036423	29-Apr-16	\$55.90	Printed Materials
Amalgamated Transit Union Local 752	00036363	15-Apr-16	\$5,635.20	Payroll Deduction
Amalgamated Transit Union Local 752	00036424	29-Apr-16	\$300.00	Payroll Deduction
Ancel, Glink, Diamond, Bush, DiCianni &	00036425	29-Apr-16	\$250.00	Legal Service
Andrew Johnson	00036364	15-Apr-16	\$500.00	Car Allowance
Barker Motor Co.	00036365	15-Apr-16	\$394.59	Bus Parts
Barker Motor Co.	00036426	29-Apr-16	\$885.00	Bus Parts
BlueLine Rental	00036366	15-Apr-16	\$637.50	Lease & Rental
BlueLine Rental	00036396	22-Apr-16	\$340.80	Lease & Rental
Brasco International, Inc	00036367	15-Apr-16	\$192,600.00	Bus Shelters
Brinks US	00036397	22-Apr-16	\$359.68	Armored Services
Central Illinois Trucks Inc.	00036368	15-Apr-16	\$167.80	Bus Parts
Central Illinois Trucks Inc.	00036398	22-Apr-16	\$1,489.00	Bus Parts
Central Illinois Trucks Inc.	00036427	29-Apr-16	\$527.08	Bus Parts
CHEMSEARCH H2O SOLUTIONS	00036428	29-Apr-16	\$691.86	Building Maintenance
CIRBN, LLC	00036399	22-Apr-16	\$320.84	Internet
City of Bloomington	00036429	29-Apr-16	\$456.15	Utilities
Clear Talk	00036331	08-Apr-16	\$928.83	Radio Maintenance
Clement Communications	00036369	15-Apr-16	\$484.74	Printed Materials
Comcast Cable	00036400	22-Apr-16	\$409.85	Internet
Commerce- Health Savings Account	ACH	14-Apr-16	\$300.00	Payroll Deduction
Commerce- Health Savings Account	ACH	28-Apr-16	\$300.00	Payroll Deduction
Corn Belt Energy Corp.	00036401	22-Apr-16	\$4,219.56	Utilities
Cummins Crosspoint	00036332	08-Apr-16	\$137.67	Bus Parts
Cummins Crosspoint	00036370	15-Apr-16	\$722.86	Bus Parts
Cummins Crosspoint	00036402	22-Apr-16	\$23,921.65	Bus Parts
Cummins Crosspoint	00036430	29-Apr-16	\$179.65	Bus Parts
Daniel Gensel	00036431	29-Apr-16	\$62.50	Uniform Reimbursement
Dennison Corporation	00036333	08-Apr-16	\$78.05	Outside Repair
Dennison Corporation	00036432	29-Apr-16	\$47.30	Outside Repair
Dish Network	00036433	29-Apr-16	\$144.00	Television Service
DNDC of Illinois	00036334	08-Apr-16	\$1,575.00	Telephone
Don Owen Tire Service, Inc.	00036371	15-Apr-16	\$323.49	Bus Parts
Don's Painting	00036335	08-Apr-16	\$4,044.30	Painting
Don's Painting	00036403	22-Apr-16	\$1,984.20	Painting
Engraving Express	00036336	08-Apr-16	\$190.50	Printed Materials
Evergreen FS	00036337	08-Apr-16	\$10,096.07	Fuel
Evergreen FS	00036434	29-Apr-16	\$20,622.45	Fuel
Fastenal Company	00036372	15-Apr-16	\$460.54	Bus Parts
Fleet-Net Corporation	00036338	08-Apr-16	\$1,405.00	Software & Tech Support
Fleet-Net Corporation	00036404	22-Apr-16	\$131.25	Software & Tech Support
Fleet-Net Corporation	00036435	29-Apr-16	\$1,405.00	Software & Tech Support
Frontier	00036373	15-Apr-16	\$1,023.48	Telephone
Frontier	00036405	22-Apr-16	\$38.84	Telephone



Connect Transit
Cash Disbursement Report
April 2016

Name	Check Number	Date	Amount	Description
G&K Services	00036339	08-Apr-16	\$271.62	Cleaning Uniforms & Rugs
G&K Services	00036374	15-Apr-16	\$533.87	Cleaning Uniforms & Rugs
G&K Services	00036406	22-Apr-16	\$271.62	Cleaning Uniforms & Rugs
G&K Services	00036436	29-Apr-16	\$271.62	Cleaning Uniforms & Rugs
Gabe Goldsmith	00036340	08-Apr-16	\$40.20	Travel Reimbursement
Genfare	00036437	29-Apr-16	\$612,418.00	Farebox Software and Hardware
Gillig LLC	00036341	08-Apr-16	\$433.44	Bus Parts
Gillig LLC	00036375	15-Apr-16	\$1,064.98	Bus Parts
Gillig LLC	00036407	22-Apr-16	\$1,803.33	Bus Parts
Gillig LLC	00036438	29-Apr-16	\$8,831.77	Bus Parts
Global Equipment Company	00036342	08-Apr-16	\$39.18	Garage Supplies
Go Green Commercial Cleaning	00036343	08-Apr-16	\$100.00	Cleaning
Great Plains Media	00036408	22-Apr-16	\$1,300.00	Radio Advertising
Health Alliance Medical Plans	00036409	22-Apr-16	\$88,295.00	Insurance
Heartland Community College	00036410	22-Apr-16	\$6,482.45	Fares Reimbursement
Heartland Community College	00036439	29-Apr-16	\$150.00	Travel & Meetings
Heller Ford	00036440	29-Apr-16	\$1,189.45	Bus Parts
Henson Disposal	00036344	08-Apr-16	\$202.50	Garage Overhead
Henson Disposal	00036441	29-Apr-16	\$202.50	Garage Overhead
Heritage Machine & Welding, Inc.	00036376	15-Apr-16	\$29.44	Bus Parts
Hupp Toyota	00036442	29-Apr-16	\$111.19	Garage Maintenance Equipment
ICMA- Retirement Trust 457	ACH	14-Apr-16	\$23,411.14	Payroll Deduction
ICMA- Retirement Trust 457	ACH	28-Apr-16	\$24,010.17	Payroll Deduction
Idaho Child Support Receipting	00036377	15-Apr-16	\$95.00	Payroll Deduction
Idaho Child Support Receipting	00036443	29-Apr-16	\$95.00	Payroll Deduction
Illinois Department of Revenue	00036378	15-Apr-16	\$7,539.85	Payroll Deduction
Illinois Department of Revenue	00036444	29-Apr-16	\$7,666.65	Payroll Deduction
Illinois Department of Revenue	00036465	29-Apr-16	\$60.03	Payroll Deduction
Illinois Department of Revenue	ACH	29-Apr-16	\$13,346.35	Unemployment Tax Payment
Illinois Oil Marketing Equipment, Inc.	00036345	08-Apr-16	\$844.17	Oil
Illinois State Athletics	00036379	15-Apr-16	\$100.00	Advertising- Promotions
Illinois State Disbursement Unit	00036380	15-Apr-16	\$1,481.29	Payroll Deduction
Illinois State Disbursement Unit	00036445	29-Apr-16	\$1,304.20	Payroll Deduction
IWIN	00036381	15-Apr-16	\$80.00	Employee Physicals
IWIN	00036411	22-Apr-16	\$40.00	Employee Physicals
IWIN	00036446	29-Apr-16	\$254.00	Employee Physicals
Jerry King	00036382	15-Apr-16	\$558.86	Travel Reimbursement
Jonathon Spratt	00036447	29-Apr-16	\$316.86	Uniforms
Joupperi Design	00036383	15-Apr-16	\$140.00	Decals
LeeAnn Biddle	00036412	22-Apr-16	\$238.25	Dues & Subscriptions
McLean County Chamber of Commerce	00036346	08-Apr-16	\$925.00	Travel & Meetings
McLean County Chamber of Commerce	00036448	29-Apr-16	\$60.00	Travel & Meetings
McLean County Regional Planning Commiss	00036413	22-Apr-16	\$75.00	Consulting
MH Equipment Co.	00036414	22-Apr-16	\$280.63	Bus Parts
Michelin North America, Inc	00036449	29-Apr-16	\$8,620.80	Tires
Midwest Transit Equipment, Inc.	00036384	15-Apr-16	\$598.50	Bus Parts
Miller Janitor Supply	00036385	15-Apr-16	\$103.40	Maintenance Supplies
Miller Janitor Supply	00036415	22-Apr-16	\$37.00	Maintenance Supplies
Minerva Promotions	00036450	29-Apr-16	\$2,307.00	Uniforms
Morris Avenue Garage	00036386	15-Apr-16	\$200.00	Outside Repair



**Connect Transit
Cash Disbursement Report
April 2016**

Name	Check Number	Date	Amount	Description
Napa Auto Parts	00036416	22-Apr-16	\$403.46	Bus Parts
Napa Auto Parts	00036451	29-Apr-16	\$13.68	Bus Parts
Nelson Nygaard	00036387	15-Apr-16	\$6,311.66	Consulting
Neuhoff Media	00036347	08-Apr-16	\$2,550.00	Advertising- Promotions
New Flyer Industries Canada UIC	00036452	29-Apr-16	\$11,187.06	Bus Parts
Nicor Gas	00036453	29-Apr-16	\$1,576.91	Utilities
Oberlander Alarm Systems, Inc.	00036454	29-Apr-16	\$197.00	Security Alarm Service Fee
Oklahoma Centralized Support Registry	00036388	15-Apr-16	\$236.92	Payroll Deduction
Oklahoma Centralized Support Registry	00036455	29-Apr-16	\$236.92	Payroll Deduction
Pantagraph	00036348	08-Apr-16	\$307.00	Advertising- Employment
Pantagraph	00036389	15-Apr-16	\$263.00	Advertising- Promotions
Pat Boylan	00036417	22-Apr-16	\$30.45	Uniform Reimbursement
Payroll	ACH	14-Apr-16	\$149,489.68	Payroll
Payroll	ACH	28-Apr-16	\$156,279.56	Payroll
Petty Cash	00036349	08-Apr-16	\$4.00	Reimbursement
Pinnacle Door	00036390	15-Apr-16	\$226.10	Door Repair
Pinnacle Door	00036456	29-Apr-16	\$2,185.00	Door Repair
Ricoh	00036391	15-Apr-16	\$139.32	Copier
Ricoh	00036458	29-Apr-16	\$757.02	Copier
Ricoh USA, INC	00036350	08-Apr-16	\$202.21	Copier
Rilco, Inc.	00036351	08-Apr-16	\$1,976.00	Oil, Antifreeze
RK PR Solutions	00036352	08-Apr-16	\$4,500.00	Consulting
Southtown Wrecker Service, Inc.,	00036418	22-Apr-16	\$490.00	Towing
Staples	00036353	08-Apr-16	\$4,102.96	Office Supplies and Equipment
Steve Morell	00036354	08-Apr-16	\$81.56	Uniform Reimbursement
Tameka Smith	00036355	08-Apr-16	\$103.31	Uniform Reimbursement
Terminal Supply Company	00036356	08-Apr-16	\$347.87	Bus Parts
Thalia Klunick	00036392	15-Apr-16	\$69.58	Uniform Reimbursement
The Copy Shop	00036419	22-Apr-16	\$662.55	Printing
The Normalite	00036459	29-Apr-16	\$120.00	Public Notices
Thermo King Quad Cities, Inc.	00036357	08-Apr-16	\$48.83	Bus Parts
Town of Normal	00036358	08-Apr-16	\$763.60	Water
TransitTalent.com	00036359	08-Apr-16	\$190.00	Public Notices
Truck Centers, Inc.	00036460	29-Apr-16	\$2,962.61	Bus Parts
United Parcel Service	00036393	15-Apr-16	\$24.08	Shipping
United States Treasury	ACH	06-Apr-16	\$58,040.39	Federal Tax Payment
United States Treasury	ACH	20-Apr-16	\$58,557.30	Federal Tax Payment
Visa - Commerce Bank	00036329	01-Apr-16	29.90	Legal
Visa - Commerce Bank	00036329	01-Apr-16	65.24	Garage Maintenance Equipment
Visa - Commerce Bank	00036329	01-Apr-16	48.37	Building Maintenance
Visa - Commerce Bank	00036329	01-Apr-16	821.18	Advertising- Employment
Visa - Commerce Bank	00036329	01-Apr-16	0.00	Bus Parts
Visa - Commerce Bank	00036329	01-Apr-16	128.27	General Building Supplies
Visa - Commerce Bank	00036329	01-Apr-16	40.17	Office Supplies
Visa - Commerce Bank	00036329	01-Apr-16	197.00	Computer Software
Visa - Commerce Bank	00036329	01-Apr-16	0.12	Shipping/Handling
Visa - Commerce Bank	00036329	01-Apr-16	100.00	Dues & Subscriptions
Visa - Commerce Bank	00036329	01-Apr-16	9,808.98	Travel & Meetings
Visa - Commerce Bank	00036329	01-Apr-16	387.80	Employee Recognition
Visa - Commerce Bank	00036329	01-Apr-16	230.81	Advertising- Promotions
Visa - Commerce Bank	00036329	01-Apr-16	92.99	Safety/Training



**Connect Transit
Cash Disbursement Report
April 2016**

Name	Check Number	Date	Amount	Description
Visa - Commerce Bank	00036329	01-Apr-16	44.94	Misc- Expense
Visa - Commerce Bank	00036461	29-Apr-16	209.30	Legal
Visa - Commerce Bank	00036461	29-Apr-16	303.20	Building Maintenance
Visa - Commerce Bank	00036461	29-Apr-16	289.03	Advertising- Employment
Visa - Commerce Bank	00036461	29-Apr-16	43.43	Bus Parts
Visa - Commerce Bank	00036461	29-Apr-16	124.44	Welding Supplies
Visa - Commerce Bank	00036461	29-Apr-16	620.08	Computer Hardware
Visa - Commerce Bank	00036461	29-Apr-16	388.63	Computer Software
Visa - Commerce Bank	00036461	29-Apr-16	533.82	Shipping/Handling
Visa - Commerce Bank	00036461	29-Apr-16	529.00	Dues & Subscriptions
Visa - Commerce Bank	00036461	29-Apr-16	5,212.06	Travel & Meetings
Visa - Commerce Bank	00036461	29-Apr-16	28.15	Employee Recognition
Visa - Commerce Bank	00036461	29-Apr-16	84.64	Safety/Training
Visa - Commerce Bank	00036461	29-Apr-16	191.38	Misc- Expense
VSP Of Illinois	00036462	29-Apr-16	\$612.48	Vision Insurance
Weaver's Rent-All Inc.	00036360	08-Apr-16	\$110.00	Lease & Rental
WGLT	00036420	22-Apr-16	\$500.00	Radio Advertising
Wilcox Electric & Service, Inc	00036421	22-Apr-16	\$4,235.60	Building Maintenance
William Masters, Inc	00036463	29-Apr-16	\$2,416.50	HVAC
Winkle Environmental Service	00036464	29-Apr-16	\$266.25	Garage Maintenance Equipment
		Total	\$1,594,590.30	

Bloomington Normal Public Transit Income Statement With Approved Budget

Fiscal Year: 2016	Period 10	Division: 98 Operating Profit/Loss	As of: 04/30/2016		
		April - 2016	Jul-2015 Thru Apr-2016 Year To Date	Approved Budget	
Operating Revenue					
Passenger Fares	\$55,514.16	6.55%	\$641,069.60	75.66%	\$847,250.20
ISU Contract Fare	\$43,312.50	8.33%	\$433,125.00	83.33%	\$519,750.00
Other Contract Fares	\$5,684.21	4.21%	\$115,184.15	85.32%	\$135,000.00
Advertising Revenue	\$6,815.00	15.14%	\$64,763.00	143.92%	\$45,000.00
Miscellaneous Revenue	\$367.54	0.57%	\$63,744.84	98.50%	\$64,718.50
Total Operating Revenue	\$111,693.41	6.93%	\$1,317,886.59	81.77%	\$1,611,718.70
Operating Expenses					
Operators Wages	\$358,854.60	7.56%	\$3,674,508.98	77.42%	\$4,746,000.00
Maintenance Wages	\$67,610.97	6.81%	\$716,845.06	72.16%	\$993,350.00
Administration Wages	\$86,776.38	8.42%	\$795,285.65	77.21%	\$1,030,000.00
Employer Payroll Tax Expense	\$39,675.29	7.21%	\$409,055.73	74.37%	\$550,000.00
Retirement Plan	\$22,742.00	6.50%	\$178,111.09	50.89%	\$350,000.00
Group Insurance	\$83,087.37	8.19%	\$771,222.37	76.06%	\$1,014,000.00
Uniform Expense	\$3,147.77	11.36%	\$18,656.19	67.35%	\$27,700.00
Professional Services	\$11,654.32	9.20%	\$151,793.59	119.85%	\$126,650.00
Outside Repair-Labor	\$6,271.81	5.74%	\$80,114.41	73.36%	\$109,200.00
Contract Maintenance Services	\$14,544.36	10.36%	\$132,409.03	94.27%	\$140,450.00
Custodial Services	\$975.46	8.30%	\$9,645.36	82.09%	\$11,750.00
Employee Recruiting/Testing/Temp Help	\$2,258.18	9.41%	\$18,996.43	79.15%	\$24,000.00
Fuel	\$37,648.68	2.94%	\$612,627.31	47.87%	\$1,279,800.00
Lubricants	\$1,815.59	4.43%	\$32,248.81	78.75%	\$40,950.00
Tires	\$8,620.80	9.80%	\$78,717.47	89.45%	\$88,000.00
Bus Repair Parts	\$14,321.46	8.60%	\$194,163.65	116.65%	\$166,450.00
Other Materials & Supplies	\$233.22	0.40%	\$29,085.21	49.30%	\$59,000.00
Shelters/Signs/Shop Tools	\$0.00	0.00%	\$5,915.66	73.95%	\$8,000.00
Computer and Office Supplies	\$6,450.47	5.61%	\$128,814.44	112.01%	\$115,000.00
Utilities	\$10,808.81	8.51%	\$88,982.83	70.07%	\$127,000.00
Corporate Insurance	\$14,702.29	5.68%	\$180,743.38	69.79%	\$259,000.00
Dues/Subscriptions/Fees	\$413.25	1.10%	\$20,651.64	54.78%	\$37,700.00
Printing/Marketing/Training	\$22,204.09	8.99%	\$227,550.09	92.13%	\$247,000.00
Total Operating Expenses	\$814,817.17	7.05%	\$8,556,144.38	74.07%	\$11,551,000.00
Operating Assistance					
Operating Deficit	(\$703,123.76)	7.07%	(\$7,238,257.79)	72.82%	(\$9,939,281.30)
Illinois Downstate Operating Assistance	\$529,631.00	7.05%	\$5,581,964.00	74.35%	\$7,508,150.00
FTA 5307 Operating Assistance	\$171,263.00	7.04%	\$1,693,565.00	69.66%	\$2,431,131.00
Total Operating Assistance	\$700,894.00	7.05%	\$7,275,529.00	73.20%	\$9,939,281.00

Connect Transit
Local Capital and Self-Insurance Fund Balance
April 2016

<u>Local Capital</u>	<u>Commerce Bank - Cash Balance</u>	
04/01/16	Beginning Balance	\$ 2,742,540.09
04/04/16	Deposit- City of Bloomington	\$ 47,420.83
04/15/16	Deposit- Town of Normal	\$ 34,961.25
04/29/16	Additions - Interest Income	\$ 332.54
04/30/16	Ending Balance	<u>\$ 2,825,254.71</u>
Total Reserve Capital Account		<u><u>\$ 2,825,254.71</u></u>

Breakdown of Local Funding in Local Capital #2 (Earmarked Funds):

	<u>FY16 Received</u>	<u>FY16 Receivable</u>
	<u>4/30/2016</u>	<u>4/30/2016</u>
Bloomington	\$ 426,787.47	\$ 47,420.83
Normal	\$ 349,616.50	
Total YTD	<u>\$ 776,403.97</u>	<u>\$ 47,420.83</u>

<u>Local Capital Reserve Fund Balance - Account Value</u>		
04/30/16	Cash Balance	\$ 2,825,254.71
04/30/16	Loans to Operating	\$ 2,980,249.22
04/30/16	Reserve fund for underground storage tank (Cap. I)	\$ (40,000.00)
04/30/16	Ending Balance	<u>\$ 5,765,503.93</u>



April 2016 Monthly Report

Ridership

	Prior Year	
Ridership Fixed Route	253,476	229,659
Ridership Demand Response	6,328	6,910
Total Monthly % Change Over Prior Year	7.70	-8.90 %
Fixed Route Average Daily Boardings	10,561	9,657
Demand Response Average Daily Boardings	271	304
% On-Time Performance	8.80	85.10 %
Average Boardings per Hour of Service	24.89	23.20

State of Good Repair

Fixed Route National Transit Database Major Mechanical System Failures	5	1
Demand Response National Transit Database Major Mechanical System Failures	0	0
Fixed Route Miles Between National Transit Database Major Mechanical System Failures	23,069	118,193
Demand Response Miles Between National Transit Database Major Mechanical System Failures	40,048	38,124
Fixed Route National Transit Database Other Mechanical System Failures (Roadcalls)	27	21
Demand Response National Transit Database Other Mechanical System Failures (Roadcalls)	0	0
Fixed Route Miles Between National Transit Database Other Mechanical System Failures	4,272	5,628
Demand Response Miles Between National Transit Database Other Mechanical System Failures	40,048	38,124
Fixed Route Miles between All National Transit Database Mechanical System Failures	13,670	61,911
Demand Response Miles between All National Transit Database Mechanical System Failures	40,048	38,124
Average % of Buses with Defective Automated Voice Announcements		3.00 %

Customer Service

Average Interior Cleanliness Inspection Score (1 to 5)		3
National Transit Database Safety-Related Incidents per 100,000 Miles	0.00	0.00
National Transit Database Security-Related Incidents per 100,000 Miles	0.00	0.00
Number of Validated Complaints each month		9
Number of Customer Compliments Received		0
Daily Average of Phone Calls Received for FR		277
Daily Average of Phone Calls Received for DR		111

Efficiency

Revenue/Expense Ratio	14.09	12.83 %
Fixed Route Cost per Unlinked Passenger Trip	\$ 2.70	\$ 2.85
Demand Response Cost per Unlinked Passenger Trip	\$ 26.81	\$ 23.22
% of Preventative Maintenance Performed On-Time	78.60	100.00 %
Fixed Route Maintenance Cost Per Mile (excluding fuel)	\$ 0.73	\$ 0.79
Demand Response Maintenance Cost Per Mile (excluding fuel)	\$ 0.55	\$ 0.53



April Fiscal Year 2016 Year-to-Date Report

Ridership

	PRIOR YEAR	ACTUAL	GOAL	
Ridership Fixed Route	2,325,147	2,132,917	2,357,699	
Ridership Demand Response	62,435	62,412	67,886	
Total Ridership (year to date)	2,387,600	2,195,329	2,428,189	
Fixed Route Year-to-Date % Change Over Prior Year	7.50	-8.30	1.40	%
Demand Response Year-to-Date % Change Over Prior Year	15.20	-0.10	8.70	%
Fixed Route Average Daily Boardings	11,510	10,509	11,712	
Demand Response Average Daily Boardings	273	274	297	
% On-Time Performance	85.00	84.00	85.00	%
Average Boardings per Hour of Service	23.88	22.13	24.29	

State of Good Repair

Fixed Route National Transit Database Major Mechanical System Failures	22	43		
Demand Response National Transit Database Major Mechanical System Failures	1	4		
Fixed Route Miles Between National Transit Database Major Mechanical System Failures	39,930	72,803	30,000	
Demand Response Miles Between National Transit Database Major Mechanical System Failures	37,534	35,878	29,000	
Fixed Route National Transit Database Other Mechanical System Failures (Roadcalls)	194	111		
Demand Response National Transit Database Other Mechanical System Failures (Roadcalls)	5	5		
Fixed Route Miles Between National Transit Database Other Mechanical System Failures	4,789	5,606	5,000	
Demand Response Miles Between National Transit Database Other Mechanical System Failures	37,646	35,935	25,000	
Fixed Route Miles between All National Transit Database Mechanical System Failures	21,892	39,140	20,000	
Demand Response Miles between All National Transit Database Mechanical System Failures	37,415	37,157	30,000	
Average % of Buses with Defective Automated Voice Announcements		3.00	5.00	%

Customer Service

Average Interior Cleanliness Inspection Score (1 to 5)		3	3	
National Transit Database Safety-Related Incidents per 100,000 Miles	15.00	12.00		
National Transit Database Security-Related Incidents per 100,000 Miles	0.00	0.00		
Number of Validated Complaints each month		9		
Number of Customer Compliments Received		15		
Daily Average of Phone Calls Received for FR		354	410	
Daily Average of Phone Calls Received for DR		264	395	

Efficiency

Revenue/Expense Ratio	14.15	13.87	13.00	%
Fixed Route Cost per Unlinked Passenger Trip	\$ 2.96	\$ 3.23	\$ 3.44	
Demand Response Cost per Unlinked Passenger Trip	\$ 27.29	\$ 26.90	\$ 28.53	
% of Preventative Maintenance Performed On-Time	86.60	100.00	90.00	%
Fixed Route Maintenance Cost Per Mile (excluding fuel)	\$ 0.87	\$ 0.91	\$ 0.97	
Demand Response Maintenance Cost Per Mile (excluding fuel)	\$ 0.62	\$ 0.60	\$ 0.77	

Meeting or exceeding goal	
Within 10% of goal	
Missing goal by more than 10%	



MEMO

May 24, 2016

TO: Connect Transit Board of Trustees

FROM: Melissa Chrisman, Marketing and Business Development Manager

Subject: Comprehensive Operational Analysis Public Outreach

OVERVIEW: During the month of May, 2016, Connect Transit staff participated in the following community outreach activities to gain feedback and educate the public on the Comprehensive Operational Analysis.

EVENTS:

- May 6, 2016 – presented proposed route changes to 10 Blair House residents with positive feedback
- May 7, 2016 – answered questions on the proposed routes at the Downtown Bloomington Farmers' Market
- May 7, 2016 – interacted with residents in West Bloomington at the West Bloomington Revitalization Project Bench Build Day and gathered positive feedback on the addition of the Gold route as well as recognition from the WBRP for attentiveness to their needs
- May 12, 2016 – answered questions on the proposed routes at the Chamber Business Showcase with positive feedback
- May 19, 2016 – hosted public listening session in Uptown Normal

MAINSTREAM MEDIA, SOCIAL MEDIA, AND CONNECT TRANSIT WEBSITE:

- May 3, 2016 – social media posts on Board vote
- May 3, 2016 – public hearing coverage on WMBD, WEEK, WGLT, WJBC, The Pantagraph
- May 4, 2016 – Board meeting coverage on WMBD, WGLT, WJBC, The Pantagraph
- May 11, 2016 – “Accepting Public Comments” was announced
 1. press release sent to media, ATU leadership, and community partners
 2. information posted on Connect Transit website, including a direct link on the top of the homepage
 3. posted on social media
 4. information posted on all fixed route and mobility buses
- May 11, 2016 – Pantagraph Letter to the Editor published
- May 11, 2016 – WMBD coverage of public comments acceptance
- May 12, 2016 – “Final Listening Session” announced



1. press release sent to media, ATU leadership, and community partners
 2. information posted on Connect Transit website, including a direct link on the top of the homepage
 3. posted on social media
 4. information posted on all fixed route and mobility buses
- May 12, 2016 – The Pantagraph coverage of public comments acceptance
 - May 14, 2016 – The Pantagraph Steve Vogel editorial published
 - May 14, 2016 – social media posts sharing The Pantagraph Steve Vogel editorial
 - May 19, 2016 – social media posts on “Final Listening Session”

PUBLIC FEEDBACK

- Public feedback was solicited via email, the Connect Transit website, and mail from May 9, 2016 through May 18, 2016 with the majority of responses coming through the website
- Primary concerns included:
 1. infrastructure concerns such as limited bus stop shelters, inadequate street lighting, lack of sidewalks, and snow removal
 2. service in North Normal (Ironwood Gardens, The Landings)
 3. service in South West Bloomington (Danbury Court, Pepper Ridge, Hilltop)
 4. service in West Bloomington (Irvin Apartments)

INTERNAL INTERACTION

- A four page “COA snapshot” was created and left for operator/dispatch/maintenance review from April 26, 2016 to May 13, 2016. This document included information on where we are at with the process, an updated proposed map, updated proposed frequency schedules, and information on future plans if the plan were to be adopted
- A one page “COA snapshot” was created and left for operator/dispatch/maintenance review from May 13, 2016 to May 24, 2016. This document included information on where we are at with the process, important upcoming dates, and a request for feedback
- Kyle Boehm, Planner, has worked with numerous operators to drive the majority of the proposed routes to check timing, stop locations, and gain operator feedback
- Kyle Boehm, Planner, worked directly with operators on scheduling scenarios for any future route adjustments
- ATU Vice President has had numerous conversations over the last several weeks with Connect Transit administration about proposed route changes



MEMO

May 3, 2016

TO: Board of Trustees

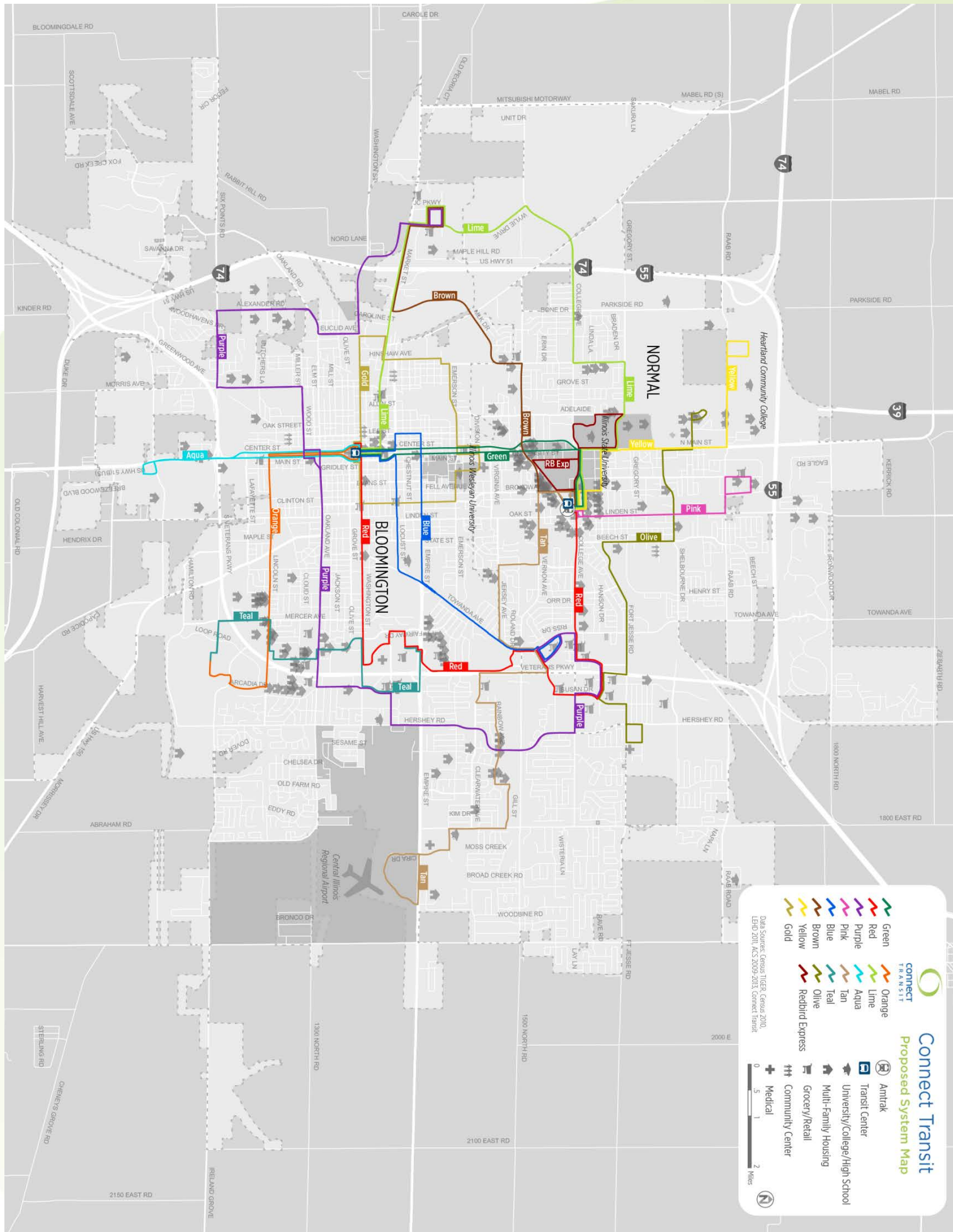
FROM: Kyle Boehm, Planner

SUBJECT: Approval of the Transit Route and Frequency Recommendations of the Comprehensive Operational Analysis

RECOMMENDATION: That the transit route and frequency recommendations of the Comprehensive Operational Analysis (COA) final report posted March 31, 2016 in the public hearing notice be approved with the following additions:

- Inclusion of the "Gold line" as indicated on the map attached. Service frequency will be two 30 minute loops, one in each direction, for an effective frequency of once an hour in each direction
- Adjusting the "Blue line" to continue west on Empire until Lee, south on Lee until Locust, and east on Locust until Center, as indicated on the map attached.
- Inclusion of provision for a "First mile/last mile" pilot program to extend coverage via Uber/Taxi service for areas losing fixed route bus service under the COA recommendations. While pilot details are still being developed, staff anticipates having a program in place when COA route changes are implemented and anticipates Connect to cover a subsidy of \$4 per ride, which would likely cover the estimated fare to utilize the program. The pilot would also include providing Connect Mobility ADA paratransit service to the piloted areas. A preliminary map of the proposed zones for the pilot is attached.

BACKGROUND: In order to enhance transit service for existing riders and attract new passengers, Connect Transit conducted a Comprehensive Operational Analysis (COA) with the assistance of Nelson\Nygaard Consulting Associates. The goals of this study included identifying the strengths and weaknesses of the existing system, and developing recommendations to improve service.



connect TRANSIT

Proposed System Map

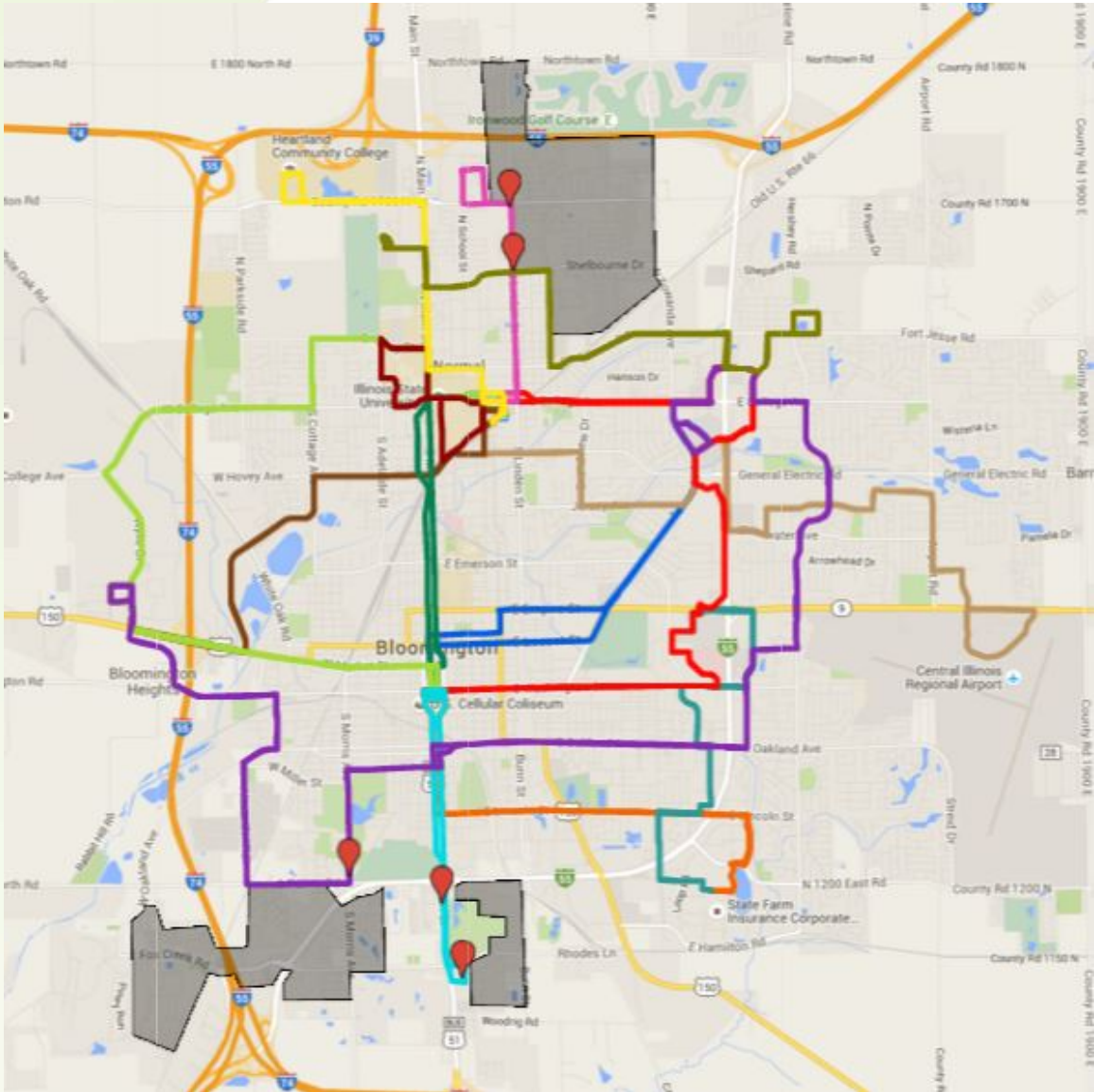
- Green
- Orange
- Lime
- Aqua
- Teal
- Red
- Purple
- Blue
- Brown
- Redbird Express
- Olive
- Pink
- Yellow
- Gold

- Antark
- Transit Center
- University/College/High School
- Multi-Family Housing
- Grocery/Retail
- Community Center
- Medical

Data Sources: Census TIGER, Census 2010, LEHD 2011, ACS 2009-2013, Connect Transit

0 5 1 2 Miles

Proposed First Mile/Last Mile Zones



ITEM F1

HEALTH INSURANCE RENEWAL WILL BE RELEASED VIA ADDENDUM



MEMO

May 24, 2016

TO: Board of Trustees

FROM: Isaac Thorne, Chief Operating Officer

Subject: Recommendation for Property and Casualty Insurance Renewal

RECOMMENDATION: That the Property and Casualty Insurance be renewed effective July 1, 2016 through June 30, 2017.

BACKGROUND: Connect Transit is renewing the property and casualty insurance from July 1, 2016 through June 30, 2017. This renewal covers the following insurance coverage: Workers' Compensation, Property, Crime, General Liability, Automotive Liability, Automotive Comprehensive, Umbrella, Directors and Officers Errors and Omissions Coverage, Employment Practices Liability Coverage, and Employee Benefits Liability Coverage.

DISCUSSION: The largest increase in the renewal is Workers' Compensation due to the increase in new employees and subsequent increase in payroll wages of 25.81%. The Workers' Compensation renewal rate was reduced 14.03%, which cut the increase to 17.77% or \$42,102. The renewal premium rates are included for review.

FINANCIAL IMPACT: Funds for this renewal in the amount of \$500,868 will come from the FY2017 operating budget.



Premium Summary

<i>Carrier/AM Best Rating Coverage Payment Plan</i>	<i>Annualized Expiring Premium</i>	<i>Expiring rates adjusted to Renewal exposure Basis</i>	<i>Renewal Premium</i>
United Heartland – A- X Workers' Compensation* 20% Down + 8 equal Installments: <i>Agency Bill</i>	\$238,757	\$312,318	\$279,042
OneBeacon Insurance Company – A XI Property, Equipment Breakdown, Inland Marine 25% Down + 3 equal Installments 4 th 7 th and 10 th months: <i>Agency Bill</i>	\$11,422	\$11,597	\$11,633
OneBeacon Insurance Company – A XI Crime 25% Down + 3 equal Installments 4 th 7 th and 10 th months: <i>Agency Bill</i>	Included in Property	Included in Property	Included in Property
OneBeacon Insurance Company – A XI General Liability 25% Down + 3 equal Installments 4 th 7 th and 10 th months: <i>Agency Bill</i>	\$6,573	\$6,697	\$6,771
OneBeacon Insurance Company – A XI Automobile Liability 25% Down + 3 equal Installments 4 th 7 th and 10 th months: <i>Agency Bill</i>	\$146,084	\$154,721	\$154,179
OneBeacon Insurance Company – A XI Automobile Comprehensive 25% Down + 3 equal Installments 4 th 7 th and 10 th months: <i>Agency Bill</i>	Included in above	Included above	Included in above
OneBeacon Insurance Company – A XI Umbrella 25% Down + 3 equal Installments 4 th 7 th and 10 th months: <i>Agency Bill</i>	\$40,475	\$41,640	\$41,783
OneBeacon Insurance Company – A XI D&O, EPLI 25% Down + 3 equal Installments 4 th 7 th and 10 th months: <i>Agency Bill</i>	\$3,798	\$4,137	\$3,820
Federal Insurance Company “Chubb” – A++ XI Fiduciary Annual Payment: <i>Agency Bill</i>	\$3,610	\$3,640	\$3,640
Total	\$450,719	\$530,539	\$500,868



MEMO

DATE: May 24, 2016

TO: Connect Transit Board of Trustees

FROM: Melissa Chrisman, Marketing and Business Development Manager

Subject: Universal Access Agreement – Heartland Community College

RECOMMENDATION: That the Universal Access Agreement with Heartland Community College be renewed for fiscal year 2017 in the amount of \$133,250.

BACKGROUND: The Universal Access Agreement allows students and employees of Heartland Community College to ride Connect Transit fixed route buses free of charge upon displaying their valid school ID. Connect Transit will provide established and regularly publicized Bloomington-Normal citywide public transportation service. Members of Heartland Community College staff and Connect Transit management came to the agreement for Heartland Community College to pay Connect Transit \$133,250 for one (1) year of Universal Access in FY 2017, which is a \$3,250 (2.5%) increase over FY 2016.



UNIVERSAL ACCESS SERVICE AGREEMENT

Whereas, Heartland Community College (HCC) at 1500 W. Raab Road, Normal, Illinois and Bloomington-Normal Public Transit System (Connect Transit) at 351 Wylie Drive, Normal, Illinois have agreed that benefits accrue to both parties in providing a means by which HCC may provide for fare prepayment for HCC students utilizing the fixed route buses of Bloomington-Normal Public Transit System and,

Whereas, HCC and Connect Transit have agreed to terms which will allow HCC students to use the fixed route services of the Connect Transit without the requirement to pay the posted fare.

Now therefore, the parties make this Universal Access Service Agreement as follows:

CONTRACTING PARTIES: Bloomington-Normal Public Transit System

AND

Heartland Community College

UNIVERSAL ACCESS AGREEMENT TERM: July 1, 2016 to June 30, 2017 (inclusive)

UNIVERSAL ACCESS SCOPE:

During the period of the Universal Access term, Connect Transit will provide regularly scheduled fixed route services to the general public. Members of the general public are required to pay the posted fare when boarding the bus. Under this Universal Access Service Agreement, HCC students and employees will be allowed to board and ride any and all of the Connect Transit fixed route service offerings with no fare payment after proper display of their valid, current HCC student or employee identification card. Connect Transit and HCC will mutually determine a method by which the validity of identification cards can be verified. The estimated Universal Access ridership for the term of this agreement is 200,000.

CHANGES:

The parties agree to meet in the month of January 2017 to discuss the status of any potential budgetary issues. Any changes to the agreement will be enacted upon mutual agreement of the parties, and will be modified by amendment to this agreement. Such amendment (if any) may be agreed to by the parties without prejudice to any other terms of the Universal Access Service Agreement.

OBLIGATIONS OF THE PARTIES

Connect Transit SHALL:

1. Provide safe, clean and fully accessible, buses necessary to meet the Universal Access Service Agreement schedule and service commitment.



2. Provide all necessary and qualified drivers to meet the schedule and service commitment defined above under paragraph 1.
3. Provide all necessary maintenance support services required to appropriately maintain and service all vehicles provided under paragraph 1.
4. Provide, during regular Connect Transit office hours, in-house telephone information services to callers who seek information about Universal Access services.
5. Accept HCC issued student and employee identification cards, valid during the contract period, as pre-paid fares which entitle the bearer to whom the card was issued to ride Connect Transit fixed route services without fare payment. Persons who do not display a current student identification card will be charged the general public posted fare.

UNIVERSAL ACCESS SERVICE AGREEMENT PRICE:

Universal Access charges will be based on an estimated 200,000 rides in FY2017 at a cost of \$.66625 per ride. Universal Access Service Agreement price is One Hundred and Thirty Thousand Dollars and no cents (\$133,250.00) at the above stated scope of persons to be included under this Universal Access Service Agreement.

To compensate for variations in ridership, HCC and Connect Transit agree that within thirty (30) days following the end of each calendar quarter covered by this agreement, both parties will meet to review the ridership for the quarter. If ridership has exceeded 50,000 for the quarter, HCC agrees to pay an amount based on the following formula:

$$(\text{Actual Quarterly Ridership} - 50,000) * \$.66625 = \text{Additional Amount Due Connect Transit}$$

If ridership is below 50,000, Connect Transit agrees to refund or credit an amount based on the following formula:

$$(50,000 - \text{Actual Quarterly Ridership}) * \$.66625 = \text{Amount Due HCC}$$

CONTRACT PAYMENT TERMS

The Universal Agreement price shall be payable in twelve (12) payments. The first payment will be due on July 1, 2016. Connect Transit will issue invoices for each of the remaining (11) payments on or before the 20th day of July, August, September, October, November and December of 2016, and January, February, March, April and May of 2017. Each invoice will reflect the amount due Connect Transit for Universal Access service in the month subsequent to the month in which the invoice is prepared.

Payment for invoices will be due on the first of the month following the month in which the invoice is prepared. In the first year of this Agreement, a payment of \$11,104.17 will be due on the first of July, August, September, October, November and December of 2016 and the first of January, February, March, April, May and June of 2017.



OTHER MATTERS

Assignment: This Universal Access Service Agreement shall not be assigned or delegated without the written consent of either party.

Relationship of Parties: Connect Transit is for all purposes an independent contractor and shall not be considered an employee or agent of HCC.

Binding Effect: This Universal Access Service Agreement is binding upon the parties hereto and their successors.

Equal Employment: The parties represent to one another that each is an equal opportunity employer and agrees to abide by any applicable Federal and State rules and regulations concerning the same.

Force Majeure: This Universal Access Service Agreement may be suspended or terminated when performance, by either party, becomes impossible or commercially frustrated due to events beyond the control of the party.

Entire Agreement: This Universal Access Service Agreement puts an end to all negotiations between the parties and constitutes the entire agreement between the parties.



SIGNATURE FORM

This Universal Access Service Agreement is made and concluded this 1st day of July, 2016 by and between Heartland Community College and Bloomington-Normal Public Transit System and each party's successors and assigns.

For and in consideration of the payments and agreements herein provided for to be made and performed the parties agree to furnish all labor, equipment, services, materials, and other means to do all work necessary to perform the duties and responsibilities to one another as set forth and all in accordance with this Universal Access Service Agreement.

HCC agrees to pay Connect Transit for services rendered and work performed by Connect Transit in accordance with this Universal Access Service Agreement subject to any additions or deductions as provided in said Universal Access Service Agreement and to make payments on account thereof as provided in said Universal Access Service Agreement.

This Universal Access Service Agreement and all the covenants shall inure to the benefit and be binding upon the parties and their successors and assigns. Neither party shall have the right to assign, transfer, or sublet their interest or obligations hereunder without the written consent of the other party.

FOR: Bloomington-Normal Public Transit System


BY: _____
Bill Wilson, Chairman, Board of Trustees

Attest: _____
Secretary, Board of Trustees

FOR: Heartland Community College

BY: 

Authorized Signatory



Typed or Printed Name of Authorized Signatory



MEMO

May 24, 2016

TO: Board of Trustees

FROM: Jerry King, Procurement Manager

Subject: Recommendation for Automatic Vehicle Location (AVL) Services - RFP 16-06

RECOMMENDATION: That a firm fixed price contract be awarded to Syncromatics Corporation to provide a data network that will provide real time vehicle location data for a minimum of 39 fixed route buses. The period of the contract will have a base period of 3 (three) years, with 2 (two) 1 (one) year options for maintenance. Additional approvals will be requested at the time the options will be exercised.

BACKGROUND: Over the last (4) four years, Connect Transit has been using DoubleMap services that have been become outdated with multiple problems with programing and technical support. DoubleMap provided automatic vehicle location, automated voice annunciation, and Urban Transportation Associates (UTA) automatic passenger counters.

DISCUSSION: Three (3) proposals were received from the following vendors: DoubleMap, Route Match and Syncromatics Corporation. The proposals were scored based on the following criteria: 40% Product Design and Performance, 40% Experience and Qualifications, and 20% Cost Proposal.

Proposer	Product Design 40%	Related Experience, Qualifications and References 40%	Cost Proposal 20%	Total Score
DoubleMap	18.67	20.00	20.00	58.67
Route Match	32.00	30.67	4.13	66.80
Syncromatics	34.00	30.67	7.18	71.85

Overall, Syncromatics received the highest combined score of 71.85 points. Their proposal addressed all contract requirements and was technically superior to other proposals that were received.



KEY FEATURES

- Smart phone App with real-time bus tracking, trip planning, and route alerts
- Smart phone App design will be branded by Connect with no reference to Syncromatics
- Automatic Voice Annunciator - the ability to modify announcements from our operations center and update on bus immediately.
- Compatible with LCD Signs at Uptown Station Transit Center – Provides maps and data feeds from AVL system to the current management system.
- Allows Connect Transit to use its current UTA automatic passenger counters, reducing expenses
- Automatic passenger counters integration and reports
- Capable of interlining routes with integration with the Genfare and bus destination signs
- Rapid Schedule for implementation
- Unlimited Training

FINANCIAL IMPACT: Funds for this agreement will come from FTA 5307 grant funds in the amount of \$279,172 and local capital funding in the amount of \$69,793 to for a total cost of \$348,965.

\$348,965 is for the base period only. There will be an additional yearly service fee of \$45,181 which includes cellular data, licensing, and cloud-hosted CAD/AVL. Funding for the service fee will be paid from the FY17 operating budget.



MEMO

May 24, 2016

TO: Board of Trustees
FROM: Isaac Thorne, Chief Operating Officer
Subject: Recommendation for Fare Structure Public Hearing

RECOMMENDATION: That Connect Transit staff be authorized to schedule public hearings for fare media structure with a Board of Trustees vote on July 26, 2016.

Fixed Route

One Way Fare: \$1.00 (no change)
Disabled: \$.50 With Connect Transit Pass (no change)
Senior: Free with Connect Transit Pass (no charge)
One Day Pass: \$3.00 (new)
Seven Day Pass: \$10.00 (new) Provides a 28% discount if used two times a day for seven days
30 Day Pass: \$36.00 (increase of 24% compared to monthly Fast Pass) - Provides a 40% discount if used two times a day for thirty days
Monthly Fast Pass: Eliminated

Connect Mobility

One Way Fare: \$2.00 (no change)
10 Ride Card: \$20.00 (new)
20 Ride Card: \$40.00 (new)
Unlimited Monthly Pass: Eliminated

BACKGROUND: Connect Transit is implementing a new electronic farebox collection system on June 4, 2016. With the new collection system Connect Transit can offer new fare media such as a one day, seven day, and thirty day pass. Staff recommended types of passes and cost in a February work session with the Board of Trustees.

DISCUSSION: Staff plans to expand customer options for paying fares. The new farebox collection system will allow customers to purchase a pass and use it for 30 days unlike the current monthly Fast Pass. A customer can use the 30 day pass from the time it is first used for 30 days. Customers will be able to buy multiple passes at one time if they choose because they don't correspond to a calendar month, but calendar days.



Staff also recommends a seven day service under the route restructure that will bring more value to a 30 day pass. Transit Cooperative Research Program, Report 95, "Transit Pricing and Fares" discusses pricing options for prepaid fares and was reviewed by staff in connection with the fare structure recommendation for the public hearings.

FINANCIAL IMPACT: Connect Transit sells on average 5,200 monthly passes a year. Increasing the thirty day pass to \$36.00 is estimated to increase revenue \$36,400. It is difficult to estimate the revenue of the one and seven day pass as these are new items that Connect Transit does not currently sell. Ridership changes from route restructure will have an additional impact.



MEMO

May 24, 2016

TO: Board of Trustees

FROM: Isaac Thorne, Chief Operating Officer

Subject: Transportation Improvement Program FY2017 – FY2021

RECOMMENDATION: That the FY2017 – FY2021 Transportation Improvement Program (TIP) be approved.

BACKGROUND: The Transportation Improvement Program describes the schedule for obligating federal, state and local funds to projects for both operating and capital costs.

The TIP is required under Federal and State Legislation. Regional and Local TIPs from across the State are compiled into the State Transportation Improvement Plan (STIP). The STIP is subject to Federal Transportation Administration approval.

DISCUSSION: Over the next five (5) years Connect Transit will request to replace 31 fixed route and 13 demand response vehicles. The request for these vehicles represents \$15.9 million in capital over the next five (5) years. In addition to the need to replace buses, Connect Transit will request to fund the construction of a Bloomington transfer center. With the constrained capital budget these requests will be dependent on additional federal and local funding. Connect Transit has recently applied for FTA 5339 discretionary Bus and Bus Facility grant for replacement buses.



TRANSPORTATION IMPROVEMENT PROGRAM
FISCAL YEARS 2017-2021

CAPITAL PROJECTS AND FUNDING PROJECTS

Budget for FY2017:					
Project	Description	Action/Comments	Funding Source		Cost
Bus Shelters	(10) Bus Stops/Shelters	Occur through 2017	FTA 5307	\$0	\$120,000
			Local	\$120,000	
Replacement 40 ft. Diesel Buses	Purchase (7) replacement buses	Delivery of buses will occur in June 2017	FTA 5309	\$255,000	\$3,213,000
			IDOT	\$2,333,331	
			Local	\$624,669	
A/E Transfer Center DT Bloomington	A/E services for design of DT Transfer Center	Occur through 2017	FTA 5307	\$0	\$250,000
			Local	\$250,000	
			FTA 5307	\$0	
			FTA 5309	\$255,000	
			IDOT	\$2,333,331	
			Local	\$994,669	
			Total Cost	\$3,333,000	

Budget for FY2018:					
Project	Description	Action/Comments	Funding Source		Cost
Bus Shelters	(10) Bus Stops/Shelters	Occur through 2018	Local	\$120,000	\$120,000
Replacement 40 ft. Diesel Buses	Purchase (7) replacement buses	Delivery of buses will occur in June 2018	FTA 5307	\$1,285,877	\$3,213,000
			IDOT	\$666,666	
			Local	\$1,260,457	
Replacement Medium-Duty Buses	Purchase (5) replacement buses	Delivery of buses will occur in June 2018	FTA 5307	\$459,000	\$765,000
			Local	\$306,000	
Construction Transfer Center DT Bloomington	Construction of DT Transfer Center	Occur through 2018	FTA 5307	\$0	\$0
			Local	\$0	
			FTA 5307	\$1,744,877	
			IDOT	\$666,666	
			Local	\$1,686,457	
			Total Cost	\$4,098,000	



TRANSPORTATION IMPROVEMENT PROGRAM
FISCAL YEARS 2017-2021

Budget for FY2019:					
Project	Description	Action/Comments	Funding Source		Cost
Replacement 40 ft. Diesel Buses	Purchase (7) replacement buses	Delivery of buses will occur in June 2019	FTA 5309	\$0	\$3,228,750
			FTA 5307	\$0	
			Local	\$3,228,750	
Bus Shelters	(10) Bus Stops/Shelters	Occur through 2019	FTA 5307	\$0	\$120,000
			Local	\$120,000	
Replacement Medium-Duty Buses	Purchase (5) replacement buses	Delivery of buses will occur in June 2019	FTA 5307	\$0	\$765,000
			Local	\$765,000	
			FTA 5307	\$0	
				FTA 5309	\$0
				IDOT	\$0
				Local	\$4,113,750
				Total Cost	\$4,113,750

Budget for FY2020:					
Project	Description	Action/Comments	Funding Source		Cost
40 ft. Diesel Buses	Purchase (5) replacement buses	Delivery of buses will occur in June 2020	FTA 5307	\$640,272	\$2,475,000
			Local	\$1,834,728	
Driving Simulator (2)	Driver training	Delivery will occur in 2020	FTA 5307	\$0	\$450,000
			Local	\$450,000	
Replacement DR Buses	Purchase (3) replacement buses	Delivery of buses will occur in June 2020	FTA 5307	\$0	\$459,000
			Local	\$459,000	
				FTA 5307	\$640,272
				FTA 5309	\$0
				IDOT	\$0
				Local	\$2,743,728
				Total Cost	\$3,384,000



TRANSPORTATION IMPROVEMENT PROGRAM
FISCAL YEARS 2017-2021

Budget for FY2021:					
Project	Description	Action/Comments	Funding Source		Cost
40 ft. Diesel Buses	Purchase (5) expansion buses	Delivery of buses will occur in June 2021	FTA 5307	\$0	\$2,531,250
			Local	\$2,531,250	
Replace Radio Equipment	Purchase mobile and portable radios	Replaced throughout 2021	FTA 5307	\$0	100,000
			Local	\$100,000	
			FTA 5307	\$0	
			FTA 5309	\$0	
			IDOT	\$0	
			Local	\$2,631,250	
			Total Cost		\$2,631,250

LONG RANGE PLANNING

- Install of alternative fueling station for demand response and fixed route.